

Essenza Smart Insulin Case



Born from Medeva founder's own daily life with type 1 diabetes, Essenza is the world's premier smart insulin case.

Designed, engineered, and manufactured in Switzerland to the highest quality standards, Essenza seamlessly combines sleek, elegant design with cutting-edge functionality: an all-in-one holder for insulin or GLP-1 pens and needles, compatible with all major brands.



01 Features

All-in-one storage

Store either two insulin or GLP-1 pens, or one pen together with up to five needles.

Temperature protection

Essenza helps maintain insulin within a recommended temperature range for up to 8-12 hours using advance phase-changing materials. No charging required. The LED indicator instantly confirms temperature safety at a glance.

Smart connectivity

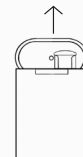
Pair the smart case with the Essenza app via Bluetooth® to monitor temperature in real time, receive alerts outside the safe range (above 30°C / 86°F or below 2°C / 36°F), access AI-powered temperature predictions, and enable optional parent or guardian notifications.

Everyday use

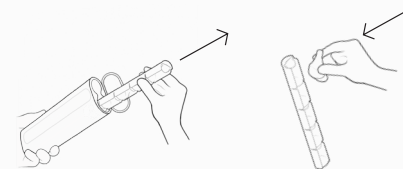
Essenza is designed to fit naturally into your day, wherever it takes you.

02 Set up

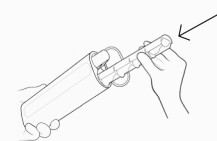
Open the Essenza lid and identify the pen and needles compartments.
Remove the battery protection strip.



Remove the needle holder and fill it with needles or set it aside to carry two pens.



Insert insulin pen and needle holder.



Close the case until you hear it lock securely.



03 Connect

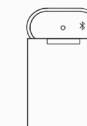
Download the Medeva app on your smartphone.



Fully open the case, then press and hold the button for 3 seconds until the blue light starts blinking.



Open your smartphone's Bluetooth® setting on your smartphone and connect to «Essenza». Accept the passkey appearing on your smartphone. The blue blinking light turns green once connected.

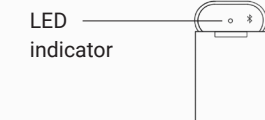


Open the Essenza app to register and start using all features



04 Protect

At home, store insulin pen as described in manufacturer's instructions and keep Essenza at room temperature.



When using Essenza, LED indicator on the inner lid showcases temperature safety:

- Green light:** Temperature is within safe range
- Red light blinking:** Above 30°C / 86°F
- Blue light blinking:** Below 2°C / 36°F

Check the Essenza app for exact temperature readings inside the case. Essenza does not replace the storage instructions provided by insulin or GLP-1 pen manufacturers. Always follow the medication manufacturer's guidance.

Essenza electronics are powered by a Battery. To replace the battery, open the left side of the soft inner lid.

Do not wash Essenza with water or submerge it in any liquid.

For more information visit:
www.medeva.com/instructions



05 Live your day

At Medeva, we make insulin care simple, smart, and elegant — designed for real life.


Designed, Engineered and Made in Switzerland



Medeva AG, 6300 Zug, Switzerland.



Essenza Smart Insulin Case



Born from Medeva founder's own daily life with type 1 diabetes, Essenza is the world's premier smart insulin case.

Designed, engineered, and manufactured in Switzerland to the highest quality standards, Essenza seamlessly combines sleek, elegant design with cutting-edge functionality: an all-in-one holder for insulin or GLP-1 pens and needles, compatible with all major brands.



01 Features

All-in-one storage

Store either two insulin or GLP-1 pens, or one pen together with up to five needles.

Temperature protection

Essenza helps maintain insulin within a recommended temperature range for up to 8-12 hours using advance phase-changing materials. No charging required. The LED indicator instantly confirms temperature safety at a glance.

Smart connectivity

Pair the smart case with the Essenza app via Bluetooth® to monitor temperature in real time, receive alerts outside the safe range (above 30°C / 86°F or below 2°C / 36°F), access AI-powered temperature predictions, and enable optional parent or guardian notifications.

Everyday use

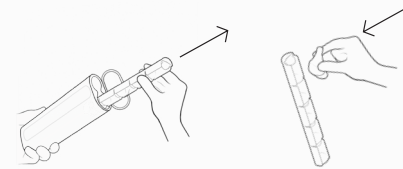
Essenza is designed to fit naturally into your day, wherever it takes you.

02 Set up

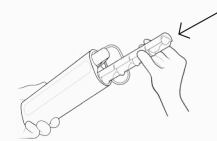
Open the Essenza lid and identify the pen and needles compartments.
Remove the battery protection strip.



Remove the needle holder and fill it with needles or set it aside to carry two pens.



Insert insulin pen and needle holder.



Close the case until you hear it lock securely.



03 Connect

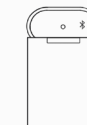
Download the Medeva app on your smartphone.



Fully open the case, then press and hold the button for 3 seconds until the blue light starts blinking.



Open your smartphone's Bluetooth® setting on your smartphone and connect to «Essenza». Accept the passkey appearing on your smartphone. The blue blinking light turns green once connected.




Open the Essenza app to register and start using all features



04 Protect

At home, store insulin pen as described in manufacturer's instructions and keep Essenza at room temperature.



When using Essenza, LED indicator on the inner lid showcases temperature safety:

Green light:

Temperature is within safe range

Red light blinking:

Above 30°C / 86°F

Blue light blinking:

Below 2°C / 36°F

Check the Essenza app for exact temperature readings inside the case. Essenza does not replace the storage instructions provided by insulin or GLP-1 pen manufacturers. Always follow the medication manufacturer's guidance.

Essenza electronics are powered by a Battery. To replace the battery, open the left side of the soft inner lid.

Do not wash Essenza with water or submerge it in any liquid.


For more information visit:
www.medeva.com/instructions



05 Live your day

At Medeva, we make insulin care simple, smart, and elegant — designed for real life.

Designed, Engineered and Made in Switzerland



Medeva AG, 6300 Zug, Switzerland.



Essenza Smart Insulin Case



Born from Medeva founder's own daily life with type 1 diabetes, Essenza is the world's premier smart insulin case.

Designed, engineered, and manufactured in Switzerland to the highest quality standards, Essenza seamlessly combines sleek, elegant design with cutting-edge functionality: an all-in-one holder for insulin or GLP-1 pens and needles, compatible with all major brands.



01 Features

All-in-one storage

Store either two insulin or GLP-1 pens, or one pen together with up to five needles.

Temperature protection

Essenza helps maintain insulin within a recommended temperature range for up to 8-12 hours using advance phase-changing materials. No charging required. The LED indicator instantly confirms temperature safety at a glance.

Smart connectivity

Pair the smart case with the Essenza app via Bluetooth® to monitor temperature in real time, receive alerts outside the safe range (above 30°C / 86°F or below 2°C / 36°F), access AI-powered temperature predictions, and enable optional parent or guardian notifications.

Everyday use

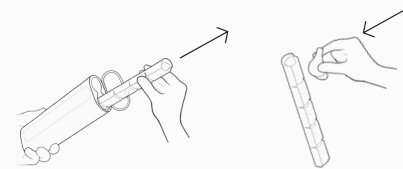
Essenza is designed to fit naturally into your day, wherever it takes you.

02 Set up

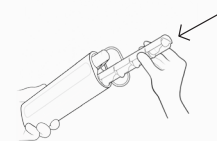
Open the Essenza lid and identify the pen and needles compartments.
Remove the battery protection strip.



Remove the needle holder and fill it with needles or set it aside to carry two pens.



Insert insulin pen and needle holder.



Close the case until you hear it lock securely.



03 Connect

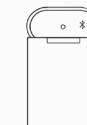
Download the Medeva app on your smartphone.



Fully open the case, then press and hold the button for 3 seconds until the blue light starts blinking.



Open your smartphone's Bluetooth® setting on your smartphone and connect to «Essenza». Accept the passkey appearing on your smartphone. The blue blinking light turns green once connected.

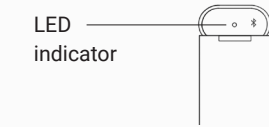


Open the Essenza app to register and start using all features



04 Protect

At home, store insulin pen as described in manufacturer's instructions and keep Essenza at room temperature.



When using Essenza, LED indicator on the inner lid showcases temperature safety:

Green light:

Temperature is within safe range

Red light blinking:

Above 30°C / 86°F

Blue light blinking:

Below 2°C / 36°F

Check the Essenza app for exact temperature readings inside the case. Essenza does not replace the storage instructions provided by insulin or GLP-1 pen manufacturers. Always follow the medication manufacturer's guidance.

Essenza electronics are powered by a Battery. To replace the battery, open the left side of the soft inner lid.

Do not wash Essenza with water or submerge it in any liquid.

For more information visit:
www.medeva.com/instructions



05 Live your day

At Medeva, we make insulin care simple, smart, and elegant — designed for real life.

Designed, Engineered and Made in Switzerland



Medeva AG, 6300 Zug, Switzerland.



Essenza Smart Insulin Case



Born from Medeva founder's own daily life with type 1 diabetes, Essenza is the world's premier smart insulin case.

Designed, engineered, and manufactured in Switzerland to the highest quality standards, Essenza seamlessly combines sleek, elegant design with cutting-edge functionality: an all-in-one holder for insulin or GLP-1 pens and needles, compatible with all major brands.



01 Features

All-in-one storage

Store either two insulin or GLP-1 pens, or one pen together with up to five needles.

Temperature protection

Essenza helps maintain insulin within a recommended temperature range for up to 8-12 hours using advance phase-changing materials. No charging required. The LED indicator instantly confirms temperature safety at a glance.

Smart connectivity

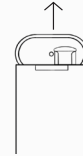
Pair the smart case with the Essenza app via Bluetooth® to monitor temperature in real time, receive alerts outside the safe range (above 30°C / 86°F or below 2°C / 36°F), access AI-powered temperature predictions, and enable optional parent or guardian notifications.

Everyday use

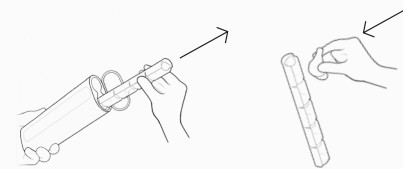
Essenza is designed to fit naturally into your day, wherever it takes you.

02 Set up

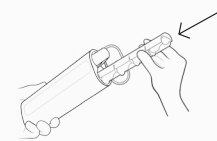
Open the Essenza lid and identify the pen and needles compartments.
Remove the battery protection strip.



Remove the needle holder and fill it with needles or set it aside to carry two pens.



Insert insulin pen and needle holder.



Close the case until you hear it lock securely.



03 Connect

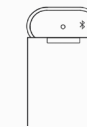
Download the Medeva app on your smartphone.



Fully open the case, then press and hold the button for 3 seconds until the blue light starts blinking.



Open your smartphone's Bluetooth® setting on your smartphone and connect to «Essenza». Accept the passkey appearing on your smartphone. The blue blinking light turns green once connected.




Open the Essenza app to register and start using all features



04 Protect

At home, store insulin pen as described in manufacturer's instructions and keep Essenza at room temperature.



When using Essenza, LED indicator on the inner lid showcases temperature safety:

Green light:

Temperature is within safe range

Red light blinking:

Above 30°C / 86°F

Blue light blinking:

Below 2°C / 36°F

Check the Essenza app for exact temperature readings inside the case. Essenza does not replace the storage instructions provided by insulin or GLP-1 pen manufacturers. Always follow the medication manufacturer's guidance.

Essenza electronics are powered by a Battery. To replace the battery, open the left side of the soft inner lid.

Do not wash Essenza with water or submerge it in any liquid.


For more information visit:
www.medeva.com/instructions



05 Live your day

At Medeva, we make insulin care simple, smart, and elegant — designed for real life.

Designed, Engineered and Made in Switzerland



Medeva AG, 6300 Zug, Switzerland.

